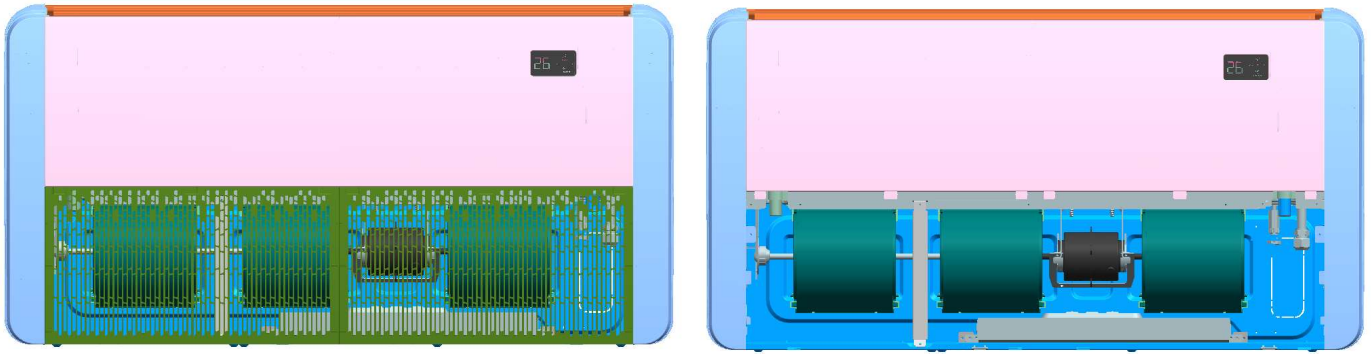


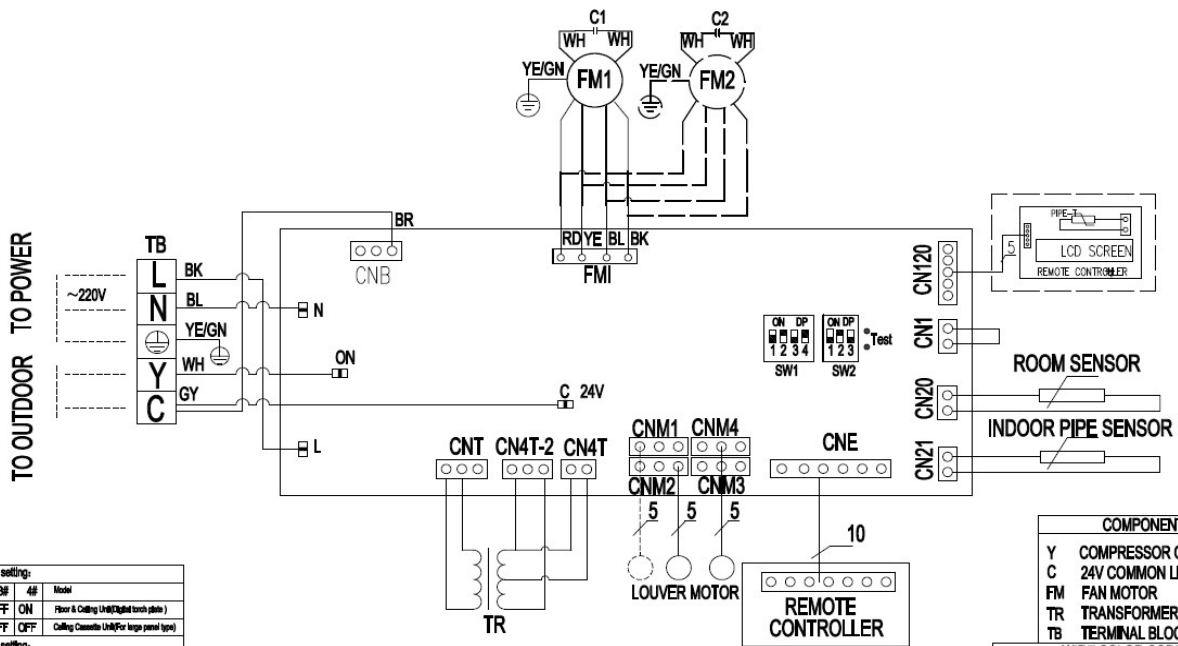


Exploded View FCAC-36



802025590081 | V.1

CIRCUIT DIAGRAM



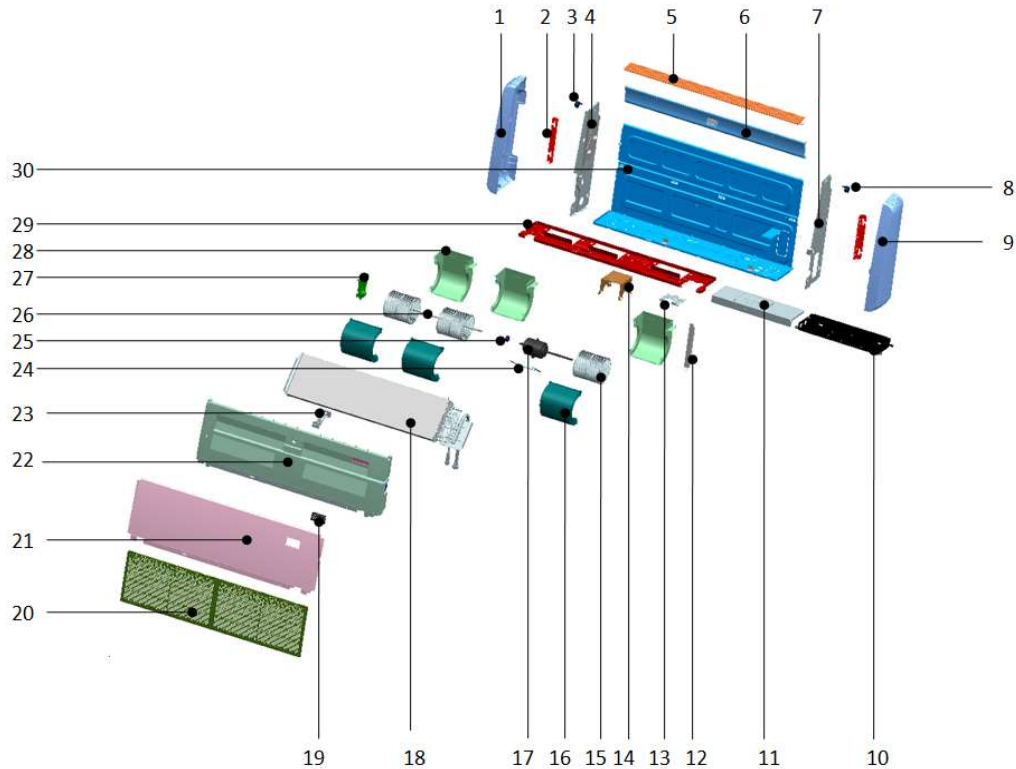
SW1 DIP switch setting:				
1#	2#	3#	4#	Model
OFF	ON	OFF	ON	Floor & Ceiling Unit(Digital touch plate)
ON	ON	OFF	OFF	Ceiling Cassette Unit(Fan large panel type)

SW2 DIP switch setting:				
1#	2#	3#	4#	Model
ON	ON	Off	Off	With Non-volatile Memory
OFF	OFF	Off	Off	Without Non-volatile Memory

COMPONENT CODE		
Y	COMPRESSOR OUTPUT 24V	
C	24V COMMON LINE	
FM	FAN MOTOR	
TR	TRANSFORMER	
TB	TERMINAL BLOCK	

WIRE COLOR CODE		
RD	OR	WH
BK	GN	YE
BL	BR	

Exploded View FCAC-36



No.	Part No.	Part Name	Qty	Remark
1	801125590056	Left cover	1	
2	801225590159	Right mounting plate of evaporator	2	
3	802425400003	Horizontal step motor	1	
4	801225590155	Left side board assembly	1	
5	801124390016	Wind guide assembly	1	
6	801224390109	Rear cover with cotton	1	
7	801225590157	Right side board assembly	1	
8	802400200020	Horizontal step motor	1	
9	801125590057	Right cover	1	
10	801224390042	Indoor PCB assembly	1	
10.1	803324390010	Internal board assy	1	
10.2	801223790040	E-part box	1	
10.3	802300400135802300400086	temperature sensor	1	
10.4	802425000001	Terminal	1	
10.5	802425590003	shorting stub	1	
10.6	802401100002	Blade fan capacitor	1	
10.7	801102000033	Buckle	1	
11	801225590014	Electric box cover	1	
12	801225590169	Support bar	1	
13	801225590168	Pipe plate	1	



Exploded View FCAC-36

No.	Part No.	Part Name	Qty	Remark
14	801225590010	Motor bracket	1	
15	801125590036	Centrifugal fan blade	2	
16	801125590045	Upper volute	3	
17	802400400351	Indoor fan motor	1	
18	801524390054	Evaporator assy	1	
18.1	801524390055	evaporator pre-welded assembly	1	
18.1.1	801524390056	Evaporator assembly	1	
18.1.2	801624390052	Evaporator output pipe assembly	1	
18.1.3	801624390051	Evaporator input pipe assembly	1	
19	803324390050	Display panel assembly	1	
19.1	801125590063	Display board mounting box	1	
20	801124390018	Air return & Filter assembly	2	
20.1	801125590067	Grille buckle	4	
20.2	801125590068	Grille screw cover	6	
21	801224390116	Top cover assy	1	
22	802224390005	water tray foam assembly	1	
23	801125590066	Wind guide bracket	1	
24	801225590009	Motor coaming	1	
25	801144090008	coupling	1	
26	802924390001	Connecting shaft	1	
27	801224390113	Motor support assembly	1	
28	801125590046	Lower volute	3	
29	801224390111	Middle beam welding assembly	1	
30	801224390107	Chassis assembly	1	